





T	EX	L TIME	total	R6	R5	R4	R3	R2	R1	flage	
				P6	P5	P4	P3	P2	P1		
		7.68	98.5	12	16	18	14	18	22	AUS	
				0	0	0	0.5	0.5	0.5		
		7.08	90	18	22	6	6	20	18	QAT	
				0	0	0	0	0	0		
		7.55	83.5	8	12	16	16	20	12	IRQ	
				0	0	0.5	0	0	0		
		7.36	81	12	6	18	8	22	16	UK	
				0	0	0	0.5	0.5	0		